



Ministry of Education

Deputy Ministry of Curriculum Development &
Teacher Education

General Directorate of Curriculum Development &
Compiling of Textbooks

English for Afghanistan

Let's Start

GRADE SIX



6



سرود ملی

دا وطن افغانستان دی
کور د سولې کور د تورې
دا وطن د ټولو کور دی
د پښتون او هزاره وو
ورسره عرب، کوچر دي
براهوي دي، قزلباش دي
دا هیواد به تل خلیري
په سینه کې د آسیا به
نوم د حق مودی رهبر
دا عزت د هر افغان دی
هر بچی یې قهرمان دی
د بلوڅو د ازبکو
د ترکمنو د تاجکو
پامیریان، نورستانیان
هم ایماق، هم پشه یان
لکه لمر پر شنه آسمان
لکه زره وي جاویدان
وایو الله اکبر وایو الله اکبر

کتاب‌های درسی متعلق به وزارت معارف بوده

خرید و فروش آنها در بازار جدا ممنوع می‌باشد.

بِسْمِ اللَّهِ الرَّحْمَنِ الرَّحِيمِ



Ministry of Education
Deputy Ministry of Curriculum Development &
Teacher Education
General Directorate of Curriculum Development &
Compiling of Textbooks

English for Afghan Elementary School

Grade 6

Publication: 1396

Committees of Compiling, Research & Editing of Textbooks

Authors:

1. Sayeed Nematullah Mushtaq
2. Jamshid Zaynal

Edited by:

1. Abdul Hakim Mujaheed

Religious, Political and Cultural Committee:

1. Dr. Mohammad Yusof Niazi (Advisor to the Minister of Education).

Supervising Committee

1. Dr. Asadullah Muhaqiq Deputy Minister of (Curriculum development, Teacher Training, and Science Center), Chairman.
2. Dr. Shir Ali Zareefi (Head of the Curriculum Development Project).
3. Abdul Zahir Gulistani (Head of Curriculum & Textbooks Development).

Composed and designed by: Jamshid “Zaynal”

The message **from his excellency Minister of Education**

Thanks a lot from God that created human being in the best of figure and gifted him/her with the power of speech and beautified him with the Jewelry of science and theory, salutation in great deal to the respected messenger of Islam Hazrat Mohammad (PBUH). The messenger of blessing, guidance and lightness.

Education is the initiating point of each evolution and milestone of development in every society. The main aim of education is the utilization of the human power potentially and glorifying their inner talents.

The textbook is counted one of the most important parts in the process of education system, which provided and compiled parallel to the changes and developments of the society as well as their needs; that should have the capacity and elegance (precision) to transfer religious and moral learning together with the outcomes of modern sciences with new methods to the students.

The textbook which disposal with you is compiled and provided in accordance to the above mentioned specifications. The MOE has permanently made its efforts, that the educational curriculum and the textbooks relevant to education of our country should be based in representation of Islamic education, caring of national identity, in according to scientific standards and norms and new training methods, to glorify the students talents in terms of all opportunities as moral and scientific areas and to promote their thinking power, creativity, sense of search and research, as well as to promote discussion and dialogue culture and participation promotion sense of patriotism, kindness, humbleness compromising, and solidarity are the other wants of the MOE which should be reflected in the textbooks.

Textbooks without having qualified and professional teachers are impossible to achieve concerned objectives. The teacher is one of the important part of education and the implementer of learning programs. I have the expectation from the nice committed good teachers and trainers of my country whom made struggle against the darkness and ignorance fulfill their responsibility I sincerely expect them that by accurate implementation of the education curriculum honestly, which should lead and guide our country children and adolescence toward the conquering high peaks of knowledge, moral and spirituality.

The success of educational system without serious cooperation of the people is impossible. Therefore I hope from all noble classes and national individuals of our country especially from the respected families and parents of the students that they shouldn't avoid from any types of cooperation in applying of the education objectives, as well as all the writers, scholars, specialists of education and respected parents of students are requested that through sharing their perfect ideas, proposals and constructive critiques support the Ministry of Education for the sake of further betterment and improvement of the textbooks.

It is worth mentioning that to thank sincerely all the knowledgeable authors and administration staff, technical staff of Ministry of Education in preparation, compilation, printing and distribution made efforts in these textbooks.

I would like to thank respectably all the national and international organizations and donors' agencies for the sake of their full support of printing and distribution of textbooks.

At the end I pray to almighty God that by its endless kindness to help us in implementation of holy hopes of Education.

In fact the Almighty God is the listener and close to the human beings and address and accept their needs.

Best regards,

Dr. Assadullah Hanif Balkhi
Minister of Education

Table of Contents

Number	Name of the units	Page
1	Review of grade 5	1
2	My nationality	7
3	Daily activities	15
4	Abilities	22
5	Healty lifestyle	33
6	Lovely Kabul	44
7	My birth placee	53
8	My hobbies	64
9	Review	75
10	Travel	86
11	Festivals and ceremonies	97
12	Services	107
13	Media	117
14	Sports	129
15	Review	139

UNIT ONE

Review

OBJECTIVES



In this unit, students will review:

- speaking, listening, reading and writing in English.
- vocabulary from grade **5**.



Letters

1. Check (✓) the letters you know.

A	<input type="checkbox"/>	B	<input type="checkbox"/>	C	<input type="checkbox"/>				
D	<input type="checkbox"/>	E	<input type="checkbox"/>	F	<input type="checkbox"/>	G	<input type="checkbox"/>	H	<input type="checkbox"/>
Ii	<input type="checkbox"/>	J	<input type="checkbox"/>	K	<input type="checkbox"/>	Li	<input type="checkbox"/>	M	<input type="checkbox"/>
N	<input type="checkbox"/>	O	<input type="checkbox"/>	P	<input type="checkbox"/>	Q	<input type="checkbox"/>	R	<input type="checkbox"/>
S	<input type="checkbox"/>	T	<input type="checkbox"/>	U	<input type="checkbox"/>	V	<input type="checkbox"/>	W	<input type="checkbox"/>
		X	<input type="checkbox"/>	Y	<input type="checkbox"/>	Z	<input type="checkbox"/>		

2. Can you write your name in English?



Words

1. Check (✓) the words you know.



Afghanistan




Students



Teacher



Dog



Car



Bus



Man



Uniform



Goat



Notebooks



School



Hat

2. Can you write any words in English?

-----	-----	-----
-----	-----	-----

Numbers

1. Check (✓) the numbers you know.

1	2	3	4	5	6	7	8	9
<input type="checkbox"/>	<input type="checkbox"/>	<input type="checkbox"/>	<input type="checkbox"/>	<input type="checkbox"/>	<input type="checkbox"/>	<input type="checkbox"/>	<input type="checkbox"/>	<input type="checkbox"/>

2. Can you write your mobile number?



1. Say the colors you know.



2. Write the colors names in your notebooks.

-----	-----	-----
-----	-----	

3. Write five colors name you like.

-----	-----	-----
-----	-----	

Classroom Objects



Let's get to know each other

Talk to know your classmates.

1. My name is.....
2. What is your name, please?

UNIT TWO

My Nationality

Objectives

At the end of this unit, students will be able to:



- know names of several countries.
- get information about nationalities.
- talk about nationalities.
- introduce him/her self nationality to others.
- do practices on nationality issues.

CONVERSATION



- Hanif: Dear Abdullah, this is my cousin Wali. He speaks Dari, Pashto, and a little English.
- Abdullah: Oh! nice to meet you Wali.
- Latif: Nice to meet you, too.
- Abdullah: Are you from Afghanistan?
- Latif: Yes, I'm originally Afghan, but I live in America.
- Abdullah: Welcome to Afghanistan. How do you like it in Afghanistan?
- Latif: Afghanistan is great! I love it. It's a beautiful country.

Practice

Talking about nationalities (1)

Ask and answer with a friend.



Are you from Afghanistan?
Yes, I am/Yes, we are.

Are you from India?

No, I'm not. / No, we're not.




Is she/he from France?

Yes, he/she is.



Is he/she from Spain?

No, she/he isn't.



Are they from Brazil?

Yes, they are.



Practice


Talking about nationalities (2)

Ask and answer with a friend.

- Are you Afghan?
- Are you British?
- Is she/he Brazilian?
- Is he/she Indian?
- Are they French?



- ✓ Yes, I am. / Yes, we are.
- ✓ No, I'm not. / No, we're not.
- ✓ Yes, he/she is.
- ✓ No, she/he isn't.
- ✓ Yes, they are.



Practice

Talking about nationalities (3)

Ask and answer with a friend.



- Where are you from?
- Where is she / he from?
- Where is he / she from?
- Where are they from?

- ✓ (I'm / we're from) Afghanistan.
- ✓ (He's from) India.
- ✓ (She's from) France.
- ✓ (They're from) Spain.

Its time to **READ**

My Nationality

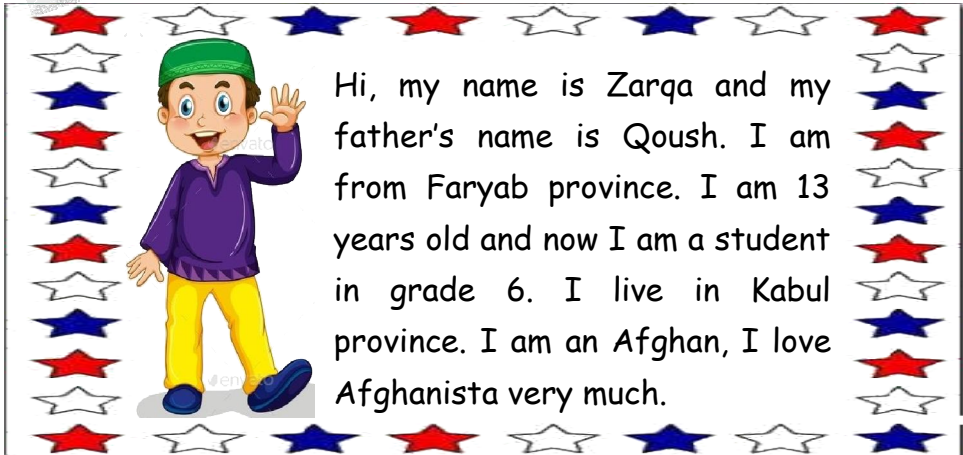
My name is Omar and my father's name is Sayed. I am from Kabul province, which is the capital of Afghanistan. I am 13 years old and now I am studying in grade 6. I live in Kabul province. As I am an Afghan, I love Afghanistan very much.





Practices

1. Read the text.



Hi, my name is Zarqa and my father's name is Qoush. I am from Faryab province. I am 13 years old and now I am a student in grade 6. I live in Kabul province. I am an Afghan, I love Afghanistan very much.

2. Read the following words and make sentences, follow the example:

Afghan	I am an Afghan.
Study	
Kabul	
Live	
Grade	
Capital	

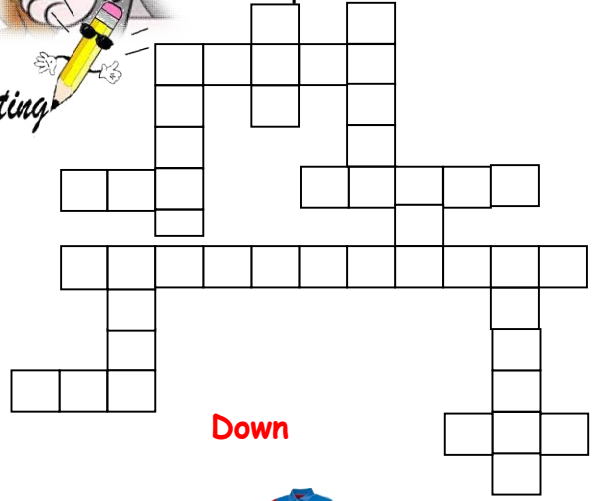
3. Read the above text again and underline the difficult words.

Writing



Write the word for each picture in the blank. Then write into the puzzle.

- Word list:
- dog
 - cat
 - afghanistan
 - flag
 - afghan
 - India
 - map
 - shirt
 - kabul
 - car
 - bus
 - spain



Cross

1.



4.



5.



7.



10.



11.



Down

1.



2.



3.



6.



8.



9.



Spelling

Work in pairs.

- Student A: How do you spell "flag"?
- Student B: That's F-L-A-G.
- Student A: And which is correct for
A-P-P-L-L or A-P-P-L-E?
- Student B: A-P-P-L-E.
- Student A: Thanks.



Look, Read and Memorize

	Country	Nationality	Flag
1	Afghanistan	Afghan	
2	England	English	
3	Iran	Iranian	
4	India	Indian	
5	Russia	Russian	
6	France	French	
7	America	American	
8	Germany	German	

Group Work

Student A:

Introduce one of your relatives/friends to your classmate.

Example:

Saber: Ahamd! This is my cousin, Shafiq.

Saber: Safiq! This is my friend, Ahamd.

Student B:

Greet your classmate and his/her guest.

Example:

Shafiq: Nice to meet you, Ahamd.

Ahmad: Nice to meet you, Shafiq.

Then change roles.

UNIT THREE

Daily activities



At the end of this unit, students will be able to:

- understand the importance of the time.
- ask and answer question about daily activities.
- make a proper schedule for their daily activities.
- read paragraphs.

CONVERSATION



- Zahra:** What do you do in the afternoons, Zainab?
- Zainab:** Well, I go to the course on Sundays and Tuesdays.
- Zahra:** How about Friday mornings?
- Zainab:** I stay at home and relax.
- Zahra:** You know, our classmate Sabera is not very good at English. Can you help her?
- Zainab:** Oh! sure.
- Zahra:** That sounds great! When can you start?
- Zainab:** This Wednesday afternoon.
- Zahra:** That's fine. Thank you. I will let her know.



Practice the above conversation with your partner.



Ask and answer about daily activities.

<p>What do you do in the mornings?</p> <p>What do you do in the afternoons?</p> <p>What do you do in the evenings?</p> <p>What do you do on Friday mornings?</p> <p>What do you do on Thursday evenings?</p> <p>What do you do after school?</p>	<p>I go to school.</p> <p>We play sports.</p> <p>I study my lessons.</p> <p>We watch TV.</p> <p>I visit my relatives.</p> <p>We go home.</p>
--	--

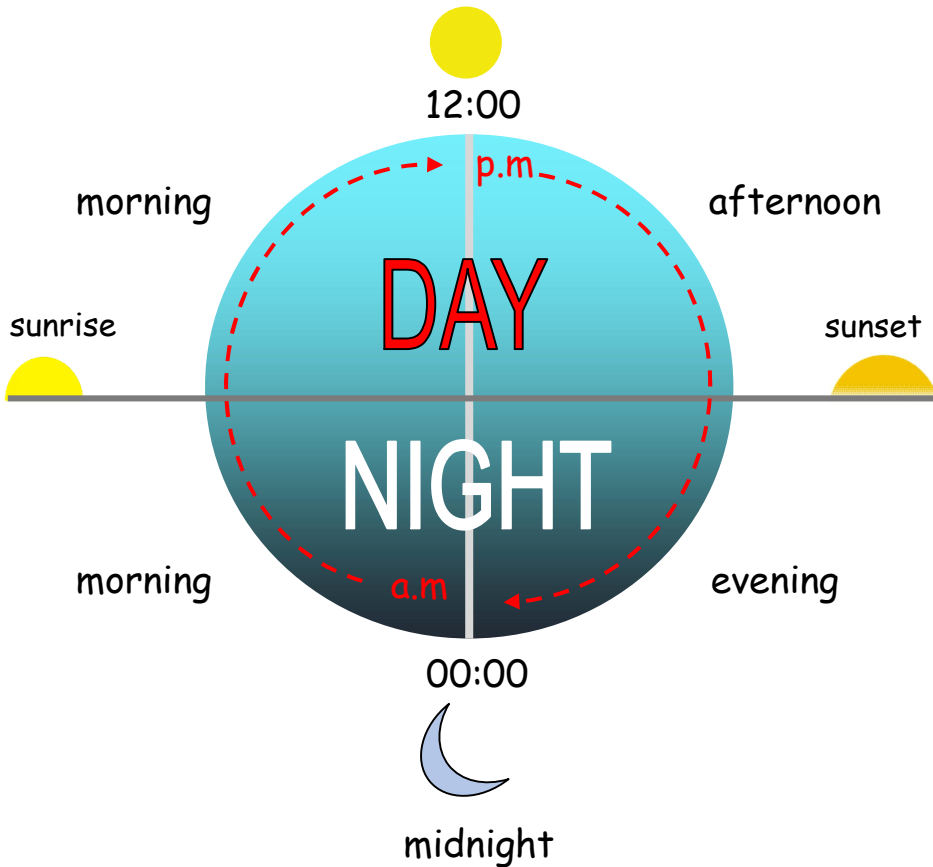
Weekdays	The Weekend	Time Expressions
<p>Saturday</p> <p>Sunday</p> <p>Monday</p> <p>Tuesday</p> <p>Wednesday</p>	<p>Thursday</p> <p>Friday</p>	<p>In the morning</p> <p>In the afternoon</p> <p>In the evening</p> <p>on weekdays</p> <p>on the weekend</p>



Ask and answer about daily activities.

Which/What days do you go to school?	Every weekday.
Which/What days do you go shopping?	Every Wednesday afternoon.
Which/What days do you play sports?	On Saturday and Tuesdays.
Which/What days do you study English?	On Monday mornings.
Which/What days do you go to the library?	On Sunday afternoons.

Midday / noon




How to Create a Daily Schedule

Would you like your life to be more structured? Have you enough time for a day to do ever thing? Well, this article is going to teach you, how to manage the time monster and make sure every day starts out smoothly!

Steps:



1 Get few sheets of lined and unlined sheet of paper each. (you will also need a pen, pencil and a ruler)



2 Write down all your tasks on a sheet of paper. (Write down the timings at which you do the task and how much time it takes. Make sure the tasks fit in 24 hours).



3 Next write down all the things you do otherwise... (Sleeping, bathing, eating, free time, etc)





4 Once your 24 hours have been filled, chose a form of a schedule. (Surf the library for ideas that you feel comfortable with. The “It’s my life” schedule).




5

Fill in the tasks according to time in the schedule.



6

Be determined and follow the schedule. (The first month or so may be difficult, but if you keep trying you will be able to follow it).



Practices



1. Read the above 6 steps and make a daily schedule for yourself.

Role Play

1)

Take the role of a father/mother and answer your friend's questions about your weekly activities.

Example: Student A: What do you do every morning?

Student B: I prepare breakfast for my children.

2)

Prepare some questions and ask your friend about his/her weekly activities.

Example: Nasir: What do you do every afternoon?

Nasim: I help my brothers with their lessons.



Ask your 3 classmates, what they do during the week and fill out the table below.

Example: What do you do on weekday mornings, Omar?
I go to school.
What about the weekend?
I play soccer.

Name	On weekday/morning afternoons/evening	On the weekend
Omar	go to school	play soccer

UNIT FOUR

Abilities

Objectives

At the end of this unit, students will be able to:



- get information about abilities.
- become a good reader.
- improve their handwriting.
- do practices about abilities.



Zainab: Wow! You are a good painter.

Farah: Thanks. Can you paint?

Zainab: No, I can't paint. But I am good at photography.

Farah: Really? Can I see your photos?



Zainab: Why not? Here is some, but come to my house this afternoon.

Farah: Oh! I can't come today. How about Friday morning?

Zainab: That is fine.

Farah: Thanks.



Exercise


Practice the above dialogue with your partner.

Ask and answer

Answer the following question.

1. Who can paint?
2. Who can take photos?
3. Who is good at painting?
4. Can Farah come to Zainab's house this afternoon?
5. Can Zainab paint?


listen  and REPEAT



play volleyball



take photo



ride a bicycle



cook



paint



swim



How to be a good reader?

Reading is hard for some people and it can take time. Reading is a process of the brain, where you look at symbols on a page and tries to understand the meaning of them. If you develop good reading skills, it will be very helpful to your future. Aren't your school teachers always saying "read more books"? Here are a few steps and tips to get started.


1. Preparing for reading




2. Find somethings interesting to read



3. Use library



4. Find a quite place



5. Create a schedule for reading

Ask and answer

Read the text again and answer the following questions.

1. Is reading hard for some people?
2. What is reading?
3. Is reading helpful for your future?
4. How can we improve our reading skill?
5. What is our school teacher always saying?



How to be a good reader?

1. Writing hard for some people.
2. If you develop good reading skills, it will be very helpful to your future.
3. Teacher always saying “not to read more books”.
4. Don't use library.
5. Create a schedul for reading.

<input type="checkbox"/>	<input type="checkbox"/>
<input type="checkbox"/>	<input type="checkbox"/>
<input type="checkbox"/>	<input type="checkbox"/>
<input type="checkbox"/>	<input type="checkbox"/>
<input type="checkbox"/>	<input type="checkbox"/>

Listen and Practice

Listen to your teacher and then practice it with your partner.

- ❖ Are you good at painting?
- ❖ Is she good at cooking?
- ❖ Is he good at playing volleyball?
- ❖ Are you good at swimming?

- ❖ Yes, I am/ No, I am not.
- ❖ Yes, she is/ No, she is not.
- ❖ Yes, he is/ No, he is not.
- ❖ Yes, they are/ No, they are not.

Now read these sentences.

- Can you make a cake?
- Can he play football?
- Can you ride a bicycle?
- Can they play basketball?

- Yes, I can/ No, I can't.
- Yes, he can/ No, he can't.
- Yes, we can/ No, we can't.
- Yes, they can/ No, they can't.

Now practice these sentences.

- Who can work with computer?
- Who can play tennis?
- Who can paint?
- Who can take photo?
- Who can draw?

- All students can.
- Omer can play tennis.
- Nasir can.
- Marjan and Laila can.
- I can.




Look at the pictures and read the sentences. Then circle the correct once.



1. I can play volleyball.
2. I can cook.



1. I can take photo.
2. I can paint.



1. I can swim.
2. I can play volleyball.



1. I can paint.
2. I can cook.



1. I can ride a bicycle.
2. I can take photo.



1. I can swim.
2. I can ride bicylce.



- Ahmad: Hi Zahir! How are you?
 Zahir: Fine, thank you, how are you?
 Ahmad: Thanks. Can you swim Zahir?
 Zahir: Yes, I can. But not very well.
 What about you?
 Ahmad: I can swim.
 Zahir: Where do you like to swim,
 in a pool or river?



- Ahmad: I prefer to swim in the river. Its
 water is fresh.
 Zahir: I like to swim in the river too, but
 I can't swim there.
 Ahmad: Can you come with me. I can
 teach you.
 Zahir: Thanks. Can we go tomorrow
 afternoon.
 Ahmad: Yes, we can.
 Zahir: See you tomorrow.
 Ahmad: See you.



Ask and answer

Practice these question with your parter.

1. Can Zahir swim?
2. Where does Ahmad like to swim?
3. Does Zahir like to swim in the river too?
4. Can Ahmad teach Zahir how to swim?
5. When will they go for swimming?
6. Can you swim?



Read the conversation and complete the sentences.

- Ahmad: Hi Zahir! _____ are _____?
- Zahir: Fine _____ you, how _____ you?
- Ahmad: Thanks. Can _____ swim Zahir?
- Zahir: Yes, I _____. But not very well. What _____ you?
- Ahmad: I _____ swim.
- Zahir: Where do you like to swim?
In a pool or river?
- Ahamd: In a river. The water is fresh.






How to Improve Your Handwriting

Here are some steps that can help you to improve your writing.

1. Choose the right pen.



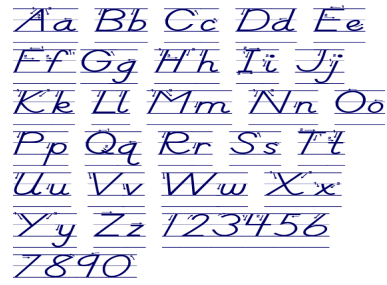
2. Pick up the right paper.



3. Slow down.




4. Copy the handwriting you like.



5. Let the line be your guide.



6. Lower the pressure.





Exercises

Practice writing these letters in your notebooks.

Aa Bb Cc Dd Ee

Ff Gg Hh Ii Jj

Kk Ll Mm Nn Oo

Pp Qq Rr Ss Tt

Uu Vv Ww Xx

Yy Zz 1 2 3 4 5 6

7 8 9 0

UNIT FIVE

Healthy Lifestyle

Objectives



At the end of this unit, students will be able to:

- understand the steps to a healthy lifestyle.
- know the rules of writing an excuse letter.
- talk about pains.
- read paragraphs and do practices.

D

ialogue

Listen to the Dialogue in the English class.
Teacher is asking about the problem of her student.



Teacher: Are you Ok?

Student: No I'm not. I have a headache.

Teacher: Oh, you have sore eyes, too.

You should go home and rest.

Student: Yes, but we have one more class.

Teacher: Don't worry. I'll talk to your teacher.

Student: Thanks for your help.

Teacher: Let's go to the office and call your parents first.

Class, be quiet! I'll be back in a minute.

Let's Practice

Look at the picture. Read the dialogue.

Check (√) True or false

1. All students in the class are fine.
2. One of them has sore eyes.
3. Teacher let her to go home.
4. The teacher didn't help her.

True

False

Missing letters

Example:

Sore eye

1. Hea__a__he
2. T__lk
3. __est
4. Cl__ss
5. H__m__
6. Te__c__er
7. H__l__
8. __f__ice
9. Mi__ute
10. Pa__ent

Writing

Arrange the sentences.

1. Are ? ok you
2. Am not I ok.
3. Should you home go.
4. Thank for help your you.
5. Minute will in a I be back.

Reading

My mom just baked some cookies. She put them on the table. My little brother Reza was hungry. He fell down and hurt his head. He climbed the chair again. He took one cookie this time. The cookie was hot. He burnt his hand and started crying.



Let's talk

Tell your classmates about two pains that you experienced in the last five years.

Example: I broke my leg last week.

- 1.
- 2.
- 3.
- 4.
- 5.

Let's read

5 steps to a healthy lifestyle



Be active for an hour or more each day



Choose water as a drink



Eat fewer junk food and select healthier food



Eat more fruit and vegetable



Turn off the TV or computer and get active

Practice

Write T if the sentence is true. Write F if it is false.

- _____ 1. Choose water as a drink.
- _____ 2. Eat junk foods.
- _____ 3. Eating vegetable is an unhealthy food.
- _____ 4. Do exercise every day.
- _____ 5. Eat more fruits.

Let's write

Complete the words.

- | | |
|----------------|--------------|
| 1. V_ ge__able | 5. __ at__r |
| 2. F__uit | 6. F__o__ |
| 3. S_ l_ct | 7. He__lt__y |
| 4. Com__uter | 8. Dr__nk |

How to Write an Excuse Letter

An excuse letter should have:

- Greetings
- Body
- Closing
- signature

Read this letter

February 2, 2016

To whom it may concern:

Please excuse my son, Abdullah Khalid, for having been absent in his classes (from February 3-4, 2016) because he suffered from severe headache and high fever and he is advised to rest for two days.


Thank you! For your consideration.

Sincerely yours,
Ahamd Khan Khalid



Let's Practice

Now write your own excuse letter.



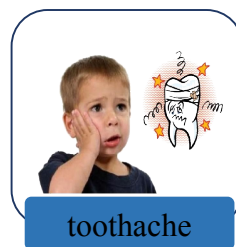
Write an excuse letter in your notebooks.

Listen and Practice

Look at the pictures and act out each sickness. Then ask and answer question about it. First, read the examples.

Are you Ok?
Is she all right?
Is he Ok?
What's wrong?
What's the matter?
What's the problem?

No, I have a headache.
No, she has a sore throat.
No, he has a backache.
I have a toothache.
He has got a cold.
I have the flu.



Speaking and Writing



Group work:

Look at the pictures that shows some people's health problems. Ask three classmates about their health problems, give them advice and fill out the table below.

Example:

You: I have a headache.

Arezo: You should get some rest.

Name	Health problem	Advice
Ali	headache	get some rest

Role play

Ask and answer with a friend about health problem and give advice.

Student A: I have headache.

Student B: You should take a pill.

Then change the roles.

Listen and Practice

1

I have a headache.
 I have a sore throat.
 I have a cold.
 I have a toothache.
 I have a running nose.

2

Why don't you get some rest?
 You should see a doctor.
 You should rest.
 Go to the dentist.
 Why don't you see a doctor?

Pronunciation

Student: I see A-C-H-E in some words.
 What is it?

Teacher: It's for pain.

Student: Thank you. And how do you say it?

Teacher: That's 'ache'.

Student: How about E - A in 'headache' and 'health'?

Teacher: That's /e/ in these words. Say 'headache' and 'health'.



Spelling

Example:

Student A: Dentist.
 Student B: How do you spell that?
 Student A: D-E-N-T-I-S-T

Health	toothache	earache	pain	cold
doctor	stomache	sore throat	rest	problem

Read and choose

Circle the sentence that tells about each picture.


1. He listen to the teacher
She opens the book.
She writes in her notebook.



2. I have a headache.
He has a sore eyes.
He broke his leg.



3. This is a teacher.
This is a dictionary.
This is a notebook.



4. He is my father.
She is my mother.
He is my brother.



5. These are his eyes.
This is her nose.
This is his hand.



6. She is a teacher.
He is a doctor.
She is a cook.



7. It is four ten.
It is two twenty three.
It is eleven five.



UNIT SIX

Lovely Kabul

Objectives

At the end of this unit, students will be able to:



- get proper information about kabul city.
- read information about kabul city.
- talk about popular places in Afghanistan.
- ask and answer questions about kabul city.

D Dialogue

Listen to your classmates talking about Kabul.



Nagina: Mustafa, tell me about Kabul. Where is it?

Mustafa: Well, Kabul is an old city in Afghanistan.

Nagina: What's it like?

Mustafa: It's a big and clean city.

Nagina: Any famous buildings?

Mustafa: Yes, many. Actullay, Kabul is very famous for its mosques, shopping malls, palace and sight seeing places.

Nagina: Are there any museums?

Mustafa: Yes, it has one national museum.

Nagina: We should go there, one day.

Mustafa: Ok, and we can have special food in restaurant.

Fill in the blanks.

1. Kabul is an ____ city.
2. It's a big and ____ city.
3. It is the _____ of Afghanistan.
4. Kabul has one _____ museum.
5. It is _____ for its mosque, shopping malls and palace.

Read and Write

Read the card A and fill card B about your own city

Card A

Name of the city: Kabul
 Country: Afghanistan
 Capital: Kabul
 Famous for: Mosques and palace.
 Airport: Hamid Karzai international
 airport
 Museum: Yes
 Shopping malls: Yes.

Card B

Name of the city:
 Country:
 Capital:
 Famous for:
 Airport:
 Museum:
 Shopping malls:

Let's read

Kabul City

Kabul is the capital of the Islamic Republic of Afghanistan. It is the largest city. Kabul is located in the east of the country. The population of this city is more than five million people now adays. The city's population includes Tajiks, Pashtuns, Hazaras, Uzbeks and small number of Turkmans. Dari and Pashto languages are widely used. There are many ministries, schools, universities, libraries, hospitals, parks, Mosques, a Museum and a stadium in Kabul city.

Let's write

Complete the sentences with suitable words.

located languages capital city universities

- 1- Kabul is the _____ of Afghanistan.
- 2- It's the largest _____.
- 3- Kabul is _____ in the east.
- 4- Dari and Pashto _____ are widely used.
- 5- There are many _____.

Practice

Pair work

Are there any libraries?
Is there a rail way system?
Are there any restaurants?
Are there any museums?
Is there a stadium?

Yes, there are./ No, there aren't.
Yes, there are./ No, there isn't.
Yes, many.
Yes, some great ones.
Yes, there is.

Read and Write

Read the chart. Then write the contraction that completes each sentence.

She is	She's
He is	He's
Do not	Don't
Can not	Can't
I will	I'll

1. Ahmad is tired. _____ going to bed.

2. Anisa can read, but she _____ write.

3. I want some cake. _____ make it.

4. Ali is late, but _____ coming.

5. I _____ have a red pen.

Let's learn something new



Palace



Shrine




Airport




Stadium



Restaurant



Museum



Zoo



Transport

Let's spell

Example: How do you spell Zoo?

Z-o-o

1. Tra__sport
2. M__s__um
3. __ir__o__t
4. S__a__ium

5. __est__u__ant
6. P__l__ce
7. Sh__ine

Look and Match

First is done for you.



Mosque

Shrine

Zoo

Resturant

Transport

Palace

Airport

Stadium

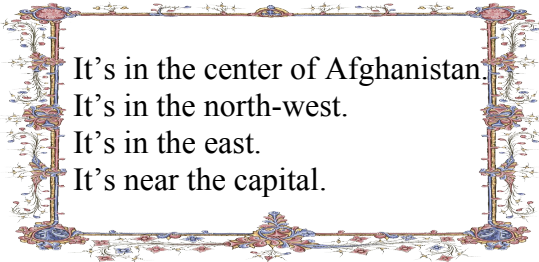
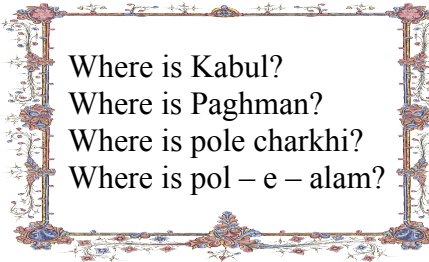
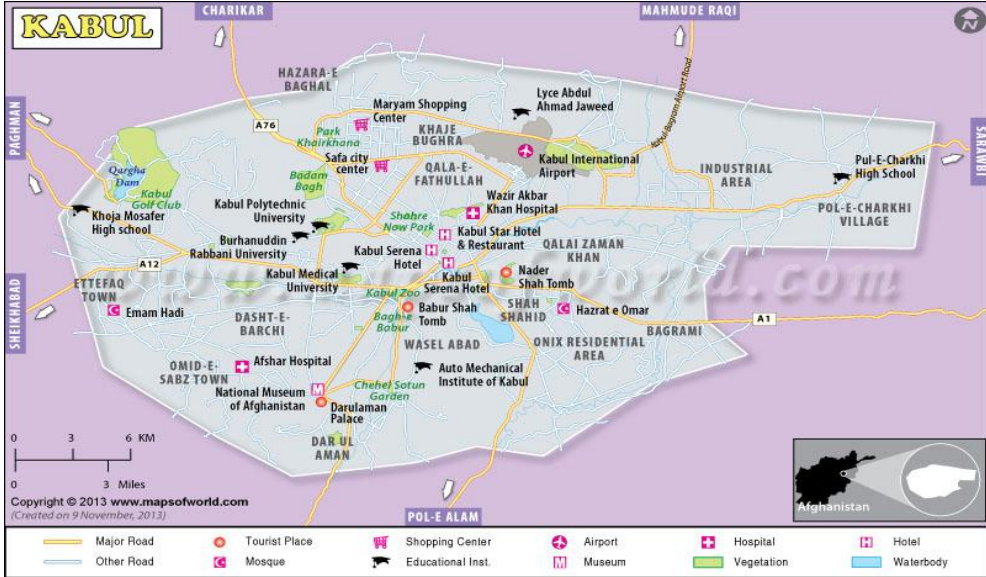
Musuem

Library



Look, ask and answer

Look at the map of Kabul city, ask and answer about places with your friend, follow the example.



Writing

Now write in your notebooks your questions and answers.



Spelling

Listen to the following conversation between student and his/her teacher.

Teacher: Who can name the four directions ?

Student: 'Sooth – east – north - west'.

Teacher: Please say it again south.

Student: Sooth.


Teacher: No, that's not correct. Say 'south'.

Student: But my friends say 'sooth'.

Teacher: No, the correct spelling is south.

Student: Thank you.

Look and name



Let's write

Arrange the words. Follow the example.

Example: Valley

- | | | |
|-----------|-----------|-------------|
| 1. Erath | 2. Mueosq | 3. Inmarate |
| 4. Nabamy | 5. Shinre | 6. dadubh |

UNIT SEVEN

My birth place

Objectives

At the end of this unit, students will be able to:

- talk about their birth places.
- ask and answer about places in a city
- properly Pronounce the new words.
- know adjectives that describe a city.









D

ialogue

Listen to Sameer and Hamid talking about a village.



Weather

sunny 	cloudy 	snowy 
rainy 	windy 	icy 

Sameer: Where were you born, Hamid?

Hamid: Bayan Payan.

Sameer: Where is it?

Hamid: It's a village in West Bagram district, near the city of Charikar.

Sameer: What's it like?

Hamid: It's a nice village with many trees and flowers.
It's famous for its grapes fields.

Sameer: What's the people's job?

Hamid: They work on farms and raise animals.

Sameer: What about the weather?

Hamid: There's very hot in summer, cold in fall and winter.

Sameer: It sounds to be a very interesting place.

Ask and Answer

Answer these questions:

1. How Bayan payan is look?
2. Is it near the city?
3. What is famous for?
4. What's the people's job?
5. How is the weather there?

True and False

Read the dialogue.

Check (✓) True or false

	True	False
1. Hamid is from Herat.	<input type="checkbox"/>	<input type="checkbox"/>
2. Bayan paya n is a big city.	<input type="checkbox"/> <input type="checkbox"/>	<input type="checkbox"/> <input type="checkbox"/>
3. It is a mountain village.	<input type="checkbox"/>	<input type="checkbox"/>
4. It has many flowers and trees.	<input type="checkbox"/>	<input type="checkbox"/>
5. The people of this city doing business.	<input type="checkbox"/>	<input type="checkbox"/>
6. People of the village work on farms.	<input type="checkbox"/>	<input type="checkbox"/>
7. It is near the city of Charikar.	<input type="checkbox"/>	<input type="checkbox"/>
8. It is very hot in summer.	<input type="checkbox"/>	<input type="checkbox"/>
9. It is hot in winter.	<input type="checkbox"/>	<input type="checkbox"/>
10. It is very interesting place.	<input type="checkbox"/>	<input type="checkbox"/>

Let's read

Charikar

Charikar city is the capital of Parwan province in north of Afghanistan. It is near to Bagram district. Travelers pass through the city when travel to north of Afghanistan. Residents of the city are mostly Tajik and they speak Dari, their people are busy on agriculture. It is famous for its fruit and vegetable products such as grapes, tomatoes and cucumber. It has a beautiful weather during the spring. Most parts of the Charikar are green with fruit trees. The place which people came for picnic is called Gulghundi park.

Let's write

Fill in the blanks, use the words from the box.

North	mostly	agriculture	capital
fruit	vegetable	weather	

1. Charikar is the _____ of Parwan.
2. It is located in _____.
3. Residents are _____ Tajiks.
4. Their people are busy on _____.
5. The product is _____ and _____.

Crossword

Find the words.

Village
Car

agriculture
cinema

field
office


farm
weather

fruit
fresh

f	i	e	l	d	c	v	j	q	w	x
r	f	a	r	m	o	b	d	w	n	v
i	g	y	k	v	f	f	s	e	m	k
u	k	t	g	x	f	p	u	a	y	v
t	o	j	l	t	i	z	i	t	h	i
a	w	r	y	h	c	a	r	h	t	l
d	q	s	n	k	e	e	k	e	k	l
h	g	f	r	e	s	h	u	r	d	a
c	e	n	i	m	a	q	w	e	e	g
a	g	r	i	c	u	l	t	u	r	e

Which one do you like?

city life



- There are many streets, houses and buildings.
- Large shops along the main street.
- Cars and other vehicles.
- Great mosques and post offices.
- Many factories and plants of foundations.
- Full pollution.

Village life



- Few streets and muddy houses.
- Few small shops to meet requirements.
- Few motor cars, richshaws and carts.
- Small mosques.
- Agriculture, few cottages industries.
- pollution free fresh air.

Lets write!

Is life in a village or in a

city life?



Role Play

Pair work:

Student A:

Imagine you are a tourist. Think of some questions and ask your classmate about a village.

Example: Is there a park near here?

Yes, there is one on city road.

Student B:

Think of some information about the village and answer your classmate's questions.

Example: What is your village famous for?

My village is famous for its nice weather and its food.

Spelling

Listen to the conversation between a student and her English teacher.

Student: Can you help me, madam?

Teacher: Yes, what's the problem?

Student: How do you say, T-H? Is it the same in all words?

Teacher: No, it's sometimes different.

Student: Can you give me some examples?

Teacher: Yes, in 'there', 'this' and 'they'. It sound's d.

In 'north', 'south', 'thank', and 'three', it sound's t.

Student: Thank you.


Learn something new!



trees




flowers



mountain



field



plow



river



cattle



tractor

Fun with the words

Arrange the letters to meaningful letters. See the example:

Example: Fwelosr Flowers.

- | | |
|--------------|------------|
| 1. muntainon | 4. pwlo |
| 2. reriv | 5. reets |
| 3. ettlac | 6. catorrt |

Lets write!


Look at the pictures and write sentences. Follow the example.



He drives a tractor.



1.



2.



3.



4.

It's time to read!

LIFE ON THE FARM

It seems to have a plentiful spring. Our animals are having babies and our crops are growing very well. Which means that we are going to build a bigger house, and a bigger waterhole. My family is very happy about it .



We don't work on Fridays. I wear my best clothes today and go to mosque to perform my Friday prayer.

Today is Saturday and we are going to work very hard all week. My first chore is to make breakfast

for everyone. There are eight of us to feed. We are going to build our house today and dig up some of the vegetables that we buried at the first of winter.



Our house is half way finished and I am cooking lunch. Mother has just come home from the mill. Our work is done for today and we have our dinner and talk about our daily activities and then go to our beds. That is what goes on about every day out here on our farm.

UNIT EIGHT

My Hobbies

Objectives

At the end of this unit, students will be able to:

- know the proper usage of (ing) form.
- describe their hobbies.
- solve puzzle.
- read texts with correct pronunciation.



D Dialogue

Listen to your teacher and your two classmates talking about their hobbies.



Teacher: Do you have any hobbies, Zainab?

Zainab: Yes, I do. I work some embroideries in my free time.

Teacher: Interesting! How about you, Samira?

Samira: Well, I love reading.

Zainab: Really? What sort of things do you read?

Samira: Books, magazines, sports news on the Net, and sometimes poems.

Zainab: And how about you, dear teacher?

Zahra: Actually, I don't have any hobbies. But, I usually go to bazaar in my free time.

Ask and Answer

Ask and answer with your classmate.

1. Do you have any hobbies?
2. What do you do as a hobby?
3. Do you like reading?
4. What's your hobby?

Read and Circle

First one is done for you.

What's her hobby?

Cooking
Sleeping
Sewing



What's his hobby?

Studying
Playing
Writing



What's his hobby?

Teaching
Listening
Gardening



What's her hobby?

Watching
Playing
Reading



What's his hobby?

Shopping
Painting
Crafting



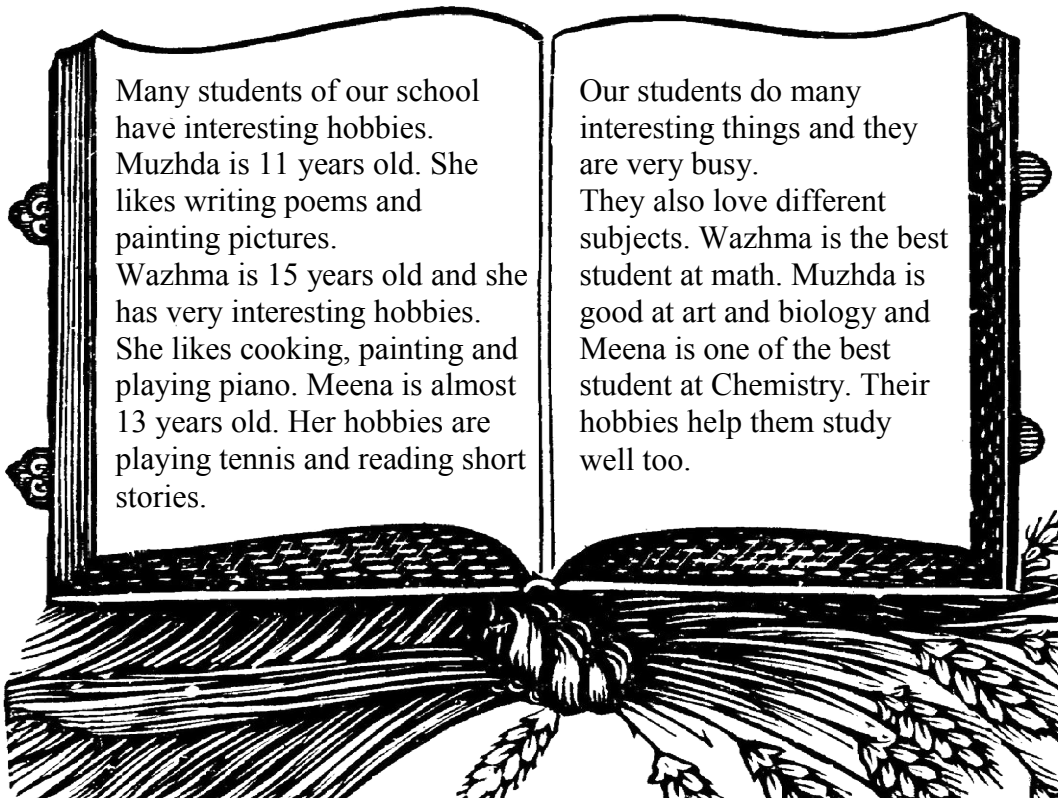
What's his hobby?

Driving
Playing
Gardening



Let's read!

My Hobby



Many students of our school have interesting hobbies. Muzhda is 11 years old. She likes writing poems and painting pictures.

Wazhma is 15 years old and she has very interesting hobbies. She likes cooking, painting and playing piano. Meena is almost 13 years old. Her hobbies are playing tennis and reading short stories.

Our students do many interesting things and they are very busy.

They also love different subjects. Wazhma is the best student at math. Muzhda is good at art and biology and Meena is one of the best student at Chemistry. Their hobbies help them study well too.

Tick the correct answers.

- How old is Meena? 13 16
- Who has the most hobbies? Muzhda Wazhma
- Is Wazhma older than Meena? Yes No
- Who likes to play tennis? Muzhda Meena
- Is playing piano Meena's hobby? Yes No

Crossword



f	i	s	h	i	n	g	g	b	c	d	l
v	f	q	z	s	j	h	a	g	r	c	i
r	e	a	d	i	n	g	r	e	i	c	s
s	c	x	t	o	p	x	d	f	c	u	t
o	f	z	i	q	d	z	e	c	k	s	e
u	s	w	i	m	m	i	n	g	e	h	n
i	a	w	s	h	o	a	i	r	t	n	i
b	p	a	i	n	t	i	n	g	v	g	n
c	c	o	o	k	i	n	g	s	m	v	g
j	q	z	k	l	m	r	c	h	e	s	s
f	o	o	t	b	a	l	l	t	y	i	y




Horizontal: fishihng, reading, swimming, painting, cooking, football, cheese



Vertical: gardening, cricket, listenning

Let's learn something new!



Reading



Listening to the radio



Watching
cartoonic movie



Playing tennis



Horse riding



Playing computer
games




Shopping




Walking in the park

Look and Match



- Walking
- Listening to the radio
- Playing tennis
- Reading
- Playing computer game
- Horse riding
- Watching cartoonic movie
- Shopping



Spelling

Listen to a conversation between a student and her English teacher.

Student: Excuse me. How do you say I – N – G in ‘reading’, ‘playing’, and ‘searching’?

Teacher: Oh, there’s no /g/ sound at the end. Say ‘reading’, ‘playing’ and ‘searching’.

Student: Thanks. How about B-R-O-W-S-I-N-G? How do you say it?

Teacher: That’s ‘browsing’.

Reading, Speaking and Writing

Hobbies

Reading
Playing games
Cooking
Watching movies
Painting
Writing
Crafting
Gardening

Free time activities

Read a book
Watching tv
gardening
Play sports
Spend time with family
Go shopping
Swimming
flying Kite

Ask three classmates what they do or like to do as their hobbies in their free time. Then fill out the table below, follow the example:

Shafiq: What do you like to do in your free time?

Nahid: I like watching movies and going shopping.

Name	Hobbies	Free Time Activities
Nahid	Watching movies	Going shopping

Look and Write

Complete the sentences with the correct verbs: play, paint, ride, goes, listen, cook and watch.

Match the sentences with the pictures.



Ahmad _____ football every afternoon.

Maliha _____ to shopping at the weekend.

Mr. Faroq _____ pictures in his free time.

Ajmal and Akmal _____ chess on Fridays.

Rashid _____ to music in her free time.


Reza _____ computer games every evening.

Haseeb _____ a bike at the weekend.

Halima _____ dinner for us.

Masood _____ tv program in his free time.

Hanif like to _____ a horse.



Time to read

My Favourite Hobby

My favourite hobby is reading. I enjoy reading a book when I am free. I like funny stories, fairy tales and poems for children. The first time I did it, I felt interested. So I kept reading. The teachers always taught me to read the difficult words. I was happy when, I read a story with a happy ending. There are a lot of advantages of reading. Reading can make me relaxed and calm. I can also learn new vocabulary items. Then I can further improve my English. Moreover, it can give me an unlimited imagination, so I can write books in the future. I can learn the different cultures and customs of other countries in the world too.

I read at least one hour every day. I read books by myself. I usually read it at home. I wish I could read different kinds of books, because it might be very challenging.

Practice

Write T, if the sentence is true. Write F, if it is false.

- _____ 1. My favourite hobby is reading.
- _____ 2. I get bore, while reading a book.
- _____ 3. Teahers taught me to read the difficult words.
- _____ 4. I was happy when, I read a story with a happy ending.
- _____ 5. I can't learn new vocabulary.

Read and Choose

Look at the pictures and tick what hobby the people have.

1. Her hobby is skateboarding riding a bike.



2. Their hobbies are reading fishing.



3. His hobby is playing painting.



4. Her hobby is sleeping cooking.



5. His hobby is singing gardening.



UNIT NINE

Review

Objectives

At the end of this unit, students will be able to:



- know the names of different kinds of transportations.
- learn new words.
- do practices in correct ways.
- improve their listening, speaking, reading and writing skills.

D Dialogue

Zaki: Sameer, look at our friends! We are all from different countries.

Sameer: Where are you from, Zaki?

Zaki: I am from Kandahar in Afghanistan so I'm Afghan! What about you? Where are you from?

Sameer: I am not Afghan! I am from New Delhi, in India. I am Indian.

Sameer: Where is Fiona from, Zaki?

Zaki: She is from Cape Town, in South Africa. She is South African.

Sameer: Do you know where he comes from?

Zaki: Tommy is from Toronto, in Canada. He is Canadian.

Sameer: Oh! And don't forget there's also Fabio. He is a new student from Lisbon, Portugal. He is Portuguese.

Zaki: Our class is multi nationality.



Ask and Answer

1. Where is Zaki from?
2. Where is Sameer from?
3. Is Tommy from Canada?
4. In where is Cape Town located?
5. Where is Fabio from?

Puzzle

Look at the flags and find the country.
First one is done for you.



E	A	F	G	H	A	N	I	S	T	A	N
D	M	F	H	G	F	K	L	A	P	C	R
G	E	N	G	L	A	N	D	Z	A	S	U
E	R	B	A	V	N	V	C	X	K	U	S
R	I	N	D	I	A	Q	S	O	I	P	S
M	C	A	Z	R	A	W	D	X	S	U	I
A	A	X	N	A	I	S	I	Z	T	Y	A
N	H	V	B	N	P	A	U	T	A	K	D
Y	L	P	U	I	O	Q	E	Y	N	J	F



Afghanistan
England
India



Germany
America
Iran
Pakistan
Russia

Let's read

Fawad's daily routine

Fawad is an Afghan boy. He lives in Mazar e sharif. He lives with his family in a modern house. He is eleven years old and he has got an older brother, Fahim, and a younger sister, Fahima.

He starts his day at about half past seven. He gets up, goes to the bathroom, takes a shower, brushes his teeth and gets dressed. Then he has breakfast and a quarter to eight he leaves home and catches the bus to school. Classes begin at half past eight. He usually has lunch at school canteen at half past twelve. After school, he goes home. There he does his school homework and when he finishes it, he helps his Mum setting the table. At seven his family come together and eat dinner. Fawad is a very helpful boy, so he helps his mother cleaning up everything after dinner. He usually watches TV for a while and about ten o'clock he brushes his teeth again and goes to bed. His parents always kiss him and say good night before he gets asleep. Fawad is a very happy boy!




True or False?

1. Fawad is an Afghan boy. _____
2. He lives in a modern flat. _____
3. He is eleven years old. _____
4. He has got two brothers. _____
5. Fawad wakes up at eight o'clock. _____
6. He walks to school. _____
7. His class begin at half past eight. _____
8. Fawad and his family have dinner at seven. _____

Look and write

Look at the pictures and complete the sentences with can/can't and following verbs.

walks jumps read swims writes
 plays sees fly



1. He _____.
2. She _____.
3. They _____.
4. He _____.
5. They _____.
6. He _____.
7. It _____.
8. He _____.

Ask and answer

Can a bird sing?

Can a snake jump?

Can a horse run?

Can a fish swim?

Can an elephant fly?

Food Groups



Fruit and Vegetables

Fruit and vegetables give us vitamins and keep our nails, hair and skin healthy.

Dairy Products

Milk and dairy products are good for our bones and teeth.



Meat, fish and hen

Meat, fish and hen are good for our muscles.

Cereals, starch and oil

Cereals, starch and oil give us the energy we need to be strong and healthy.



Let's spell

Fill in the missing letters for the pictures.



_ a _ _ t



W _ t e _ m _ l _ n



_ a _ b a _ e



P _ t _ t _



_ h _ e r _ y



_ e a _



_ h _ e r _ y



B _ n _ _ a



_ e a _ h



_ p r _ _ o t




M _ l o _



T _ m a _ o

Match Food Groups

Look at the pictures below and write F if it is fruit, V if the picture is vegetable and D if the picture is a dairy. The first one is done.

 D



milk



grapes




cabbage



apple



carrot



cheese



butter



yougurt



watermelon



Eating fruit provides health benefits



The nutrients in fruit are very important for our health and body. Fruits are low in calories and fat and a good source of simple sugar, fiber and vitamins.

The potassium in fruit can reduce the risk of heart sickness. Potassium may also reduce the risk of kidney stones and help decrease bone loss as you are getting old.



Folat in friuts helps the body fom red blood. It is very important for women.




TRUE or FALSE

The paragraph again and mark the sentences T if they are true, and F if the sentences are false.

1. Eating fruit is not healthy.
2. The nutrients fruits are very important for our health.
3. Fruits are full of calories.
4. The potassium is not reducing the heart sickness.
5. Potassium may also reduce the risk of kidney stones.
6. Folate in fruits doesn't help the body form red blood.

T	F
●	●
●	●
●	●
●	●
●	●
●	●

Look and Match








cabbage	milk	cheese	grape	yogurt
apple	butter	carrot	watermelon	



Spelling

Look at the pictures and spell their names aloud.



Look Read and Circle




1. Milk is a dairy.
2. Milk is a vegetable.




1. Grape is a fruit.
2. Gragpe is a vegetable.




1. Cabbage is a fruit.
2. Cabbage is a dairy.



1. Carrot is a dairy.
2. Carrot is a vegetable.



1. Cheese is a fruit.
2. Cheese is a dairy.



1. Watermelon is a fruit.
2. Watermelon is a dairy.


Writing

Look at the pictures, read the phrases and then write them under their related pictures.


















Walking in the park
 Listening to the radio
 Playing tennis
 Reading
 Playing computer game
 Horse riding
 Watching cartoonic movie
 Shopping

UNIT TEN

Travel

Objectives

At the end of this unit, students will be able to:



- know the names of different kinds of transportations.
- learn new words.
- do practices in correct ways.
- improve their listening, speaking, reading and writing skills.



Dialogue

- Receptionist: Welcome to our Hotel sir, how can I help you?
 Ahamd Khan: My name is Ahamd Khan. I am from Mazar-e-sharif. I have a reservation in your hotel.
 Receptionist: I see! Are you staying here for one week?
 Ahamd Khan: Yes, my friend and I are going to meet some old friends for one week.
 receptionist: Where is he now? I need to check his ID.
 Ahmad Khan: He is in front of the door. I will call him.
 Receptionist: Thank you. Your room is number 32. I hope you enjoy staying in our hotel.



Exercise

Practice the above dialogue with your partner.

Ask and answer


Answer the following question:

1. Where is Ahamd Khan from?
2. Did he reserve a room?
3. What was his room number?
4. How long will Ahamd Khan and his friend stay in the hotel?



Look and name

Horse



Taxi



airplane



Bus



Camel



Train






During the winter last year, My two brothers and I went to Bamyan to my uncle house. One day, my cousins and I went to the park. It was a cold day. The snow covered the earth. The sun which was brightly shining, made the earth more beautiful with millions of small diamonds. The ice looked like a mirror. It was a nice day for skating. There wasn't even wind. What fun we had that day with the ice! Later we played "Hide and seek".



When we arrived home, it was late. We were very tired, but happy. I will always remember that joyful day.




Read the story again and check the sentences true or false.

1. We went to Bamyan this summer.	<input type="checkbox"/>	<input type="checkbox"/>
2. We went to the park in cold day.	<input type="checkbox"/>	<input type="checkbox"/>
3. The ice looked like mirror.	<input type="checkbox"/>	<input type="checkbox"/>
4. It wasn't a nice day.	<input type="checkbox"/>	<input type="checkbox"/>
5. We arrived home late.	<input type="checkbox"/>	<input type="checkbox"/>
6. We went to my grandfather's house	<input type="checkbox"/>	<input type="checkbox"/>

Listen and Practice

Listen to your teacher while reading the sentences then practice it with your partner.




Read the above sentences and make your own sentences with your partner.

Let's learn something new!



buy a ticket




check the passport



check the timetable



take off



land

LET'S WORK TOGETHER

Practice these sentences with your partner.

Marry: What time did your flight take off?

Shila: It was 5:30.

Marry: Did you buy ticket?

Shila: Yes, we did.

Marry: What time did your plane land at the airport?

Shila: It was 8:00 p.m.

Marry: Did you have to check your passport?

Shila: Yes, we did.

Fun with Words

Look at the pictures and complete the missing letter.



1. ime able




2. t ck t



3. pa spo t



4. ta e of



5. an



This is Jamal. He came from Paktika Province. He decided to visit Herat province on his summer vacation. One day, he went to a gift shop. He asked the shopkeeper to find a suitable gift for his daughters. Jamal's family is living in Paktika now. At the end, he bought two handkerchiefs and a pretty doll for his younger daughter.



Read the above text aloud.



Answer the following question.

1. Where did Jamal come from?
2. Where was he in his summer vacation?
3. Did he go to a supermarket?
4. How many handkerchiefs did he buy?
5. What did he buy for his younger daughter?

LET'S WORK TOGETHER

Practice saying these questions.

2016

1. How Afghanistan looked like two years ago?
2. Was Jamal a tourist?
3. Did he live in Herat?
4. Where did he go to buy gifts?
5. Did he buy a pretty doll?
6. What did he buy at th end?



Let's practice something different!

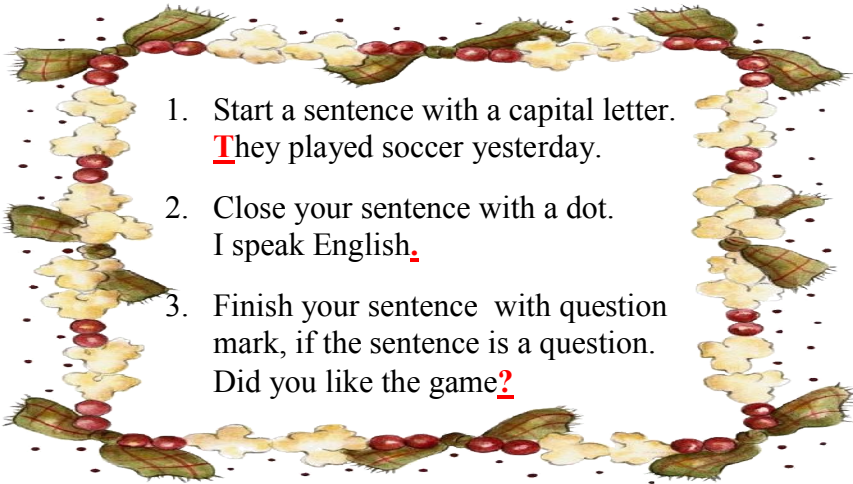
Practice these sentences with your partner.

I am interested in playing football.
What about you?





Writing Tips



1. Start a sentence with a capital letter.
They played soccer yesterday.
2. Close your sentence with a dot.
I speak English.
3. Finish your sentence with question mark, if the sentence is a question.
Did you like the game?



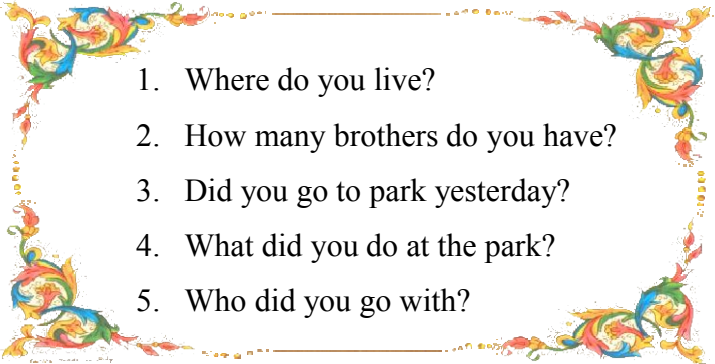
Let's practice!

Read the sentences and correct their mistakes.

1. i have a new shoe	1. _____
2. we went to the park	2. _____
3. They speak French	3. _____
4. did you have a new shoe	4. _____
5. he study hard	5. _____

**LET'S
WORK
TOGETHER**

First answer the question in your notebooks, then practice them with your partner.

- 
1. Where do you live?
 2. How many brothers do you have?
 3. Did you go to park yesterday?
 4. What did you do at the park?
 5. Who did you go with?

**Homework**

Write five questions in your notebooks and answer them.

UNIT ELEVEN

Festivals and Ceremonies

Objectives



At the end of this unit, students will be able to:

- get information about Eids.
- talk about Afghan's culture in Eids.
- ask and answer questions about festivals and ceremonies.
- read and memorise a poem in English.

Dialogue



- Nargis: I love Eid holidays! Do you love Eid holidays, Tabsum?
 Tabsum: Oh, yes, I love them too. They are really great.
 Nargis: We go to our grandparents house.
 Tabsum: Do you get Eidi too?
 Nargis: Yes, we usually get money. I really love it.
 Tabsum: We also go to our grandparents.
 Nargis: It is really nice. Does your grandmother cook cookies.
 Tabsum: Yes, she does.



Practice the above dialogue with your partner.

Ask and answer

Answer the following questions.

1. Who loves Eid Holidays?
2. Where do Nargis and Tabsum go on the Eid day?
3. What does Nargis get from her grandparents?
4. Does Tabsum's grandmother cook cookies?
5. Do you love Eid holidays?
6. Where do you go on the Eid days?

LOOK and name



1. cookies



2. cake



3. chocolate



4. coffee



5. green tea



6. black tea



Eids are very important Islamic celebration. It is my favourite time of the year. Eid happens twice a year. People dress in their best clothes, and put lights and decorations on their homes.

Many streets have funfairs with music, fireworks and kids' games. Children do not get presents, but they do get money. I spend my money on sweets and fairy. We are really happy in Eid days.

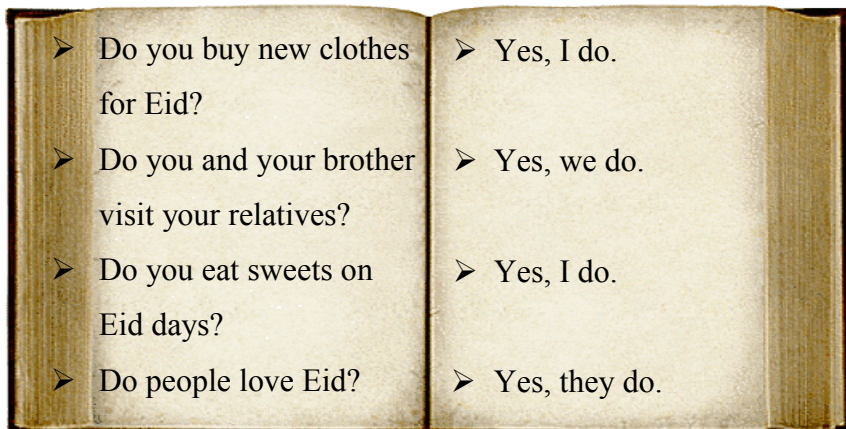


Practice these questions with your partner.

1. How many times does Eid happen in a year?
2. What types of clothes do people wear on Eid days?
3. What is your favourite day?
4. What happens on that day?
5. Do you give presents?
6. Do you decorate your house before Eid.

Listen and Practice

Listen to your teacher. Then practice it with your partner.



Read the above sentences and make your own sentences with your partner.




Listen to your teacher and repeat after him and her.



1. Make dinner



2. Bake a cake



3. Set the table



4. Clean the table



5. Sing national anthem



6. Wear special clothes



7. Hold a ceremony

**LET'S
WORK
TOGETHER**

Practice these sentences with your partner.

Muhammad: Haroon! What time does your mum make the dinner?

Haroon: Around 8 o'clock.

Muhammad: Does your mother know how to bake a cake?

Haroon: Yes, she does.

Muhammad: Who sets the table?

Haroon: My sisters.

Muhammad: Do your sisters clear the table too?

Haroon: No, they do not.

Muhammad: Can you sing the national anthem?

Haroon: Yes, I can sing it pretty well.

Muhammad: Why do people wear special clothes on Eid days?

Haroon: Because, it is an important day.



Practice spelling the name of these pictures with your partner.





Listen to your teacher while he/ she is reading the poem and then practice it with yourself.

Good Bye

Good bye, good bye,
Our year is done,
We worked we played we had some fun,
So let's be happy, safe and kind,
As we welcome another one.



Read the above poem aloud.



Listen to your teacher and repeat the sentences after him/ her.

1. Do you like Now Rooz?
Yes, I like Now Rooz a lot.
2. Do you like rainy weather?
No, I don't like rainy weather.
3. Do you love to go Mazar e sharif on Now Rooz festival?
Yes, I love to go Rawza sharif.

Ask and answer

Answer the following questions in your notebooks, then practice them with your partner.

1. Do you love Eid holidays?
_____.
2. Where do you go on Eid Days?
_____.
3. What do you do on Eid days?
_____.
4. Do your parents give you presents?
_____.
5. What kinds of clothes do you wear?
_____.


Homework

Write five sentences about Eid holidays in your notebooks.



Let's practice something different!

Read the words and try to find them in the puzzle.



coffee
cake
green

<i>c</i>	<i>o</i>	<i>f</i>	<i>f</i>	<i>e</i>	<i>e</i>
o	c	a	k	e	o
o	t	s	a	v	E
k	e	l	e	q	e
i	a	p	k	u	w
e	g	r	e	e	n
s	t	m	y	t	r



tea
cookies

LOOK and Match



Cookies
 cake
 chocolate
 green tea
 black tea
 coffee



UNIT TWELVE

Services

Objectives

At the end of this unit, students will be able to:



- know the benefits of services.
- know some new expressions.
- become interested to do services.
- improve their listening, speaking, reading and writing skills.



Dialogue

- Driver:** Excuse me sir! Can you help me please?
Shopkeeper: What can I do for you?
Driver: I want to fix my car?
Shopkeeper: Sure, but I don't know anything about car. You can go to a garage.
Driver: Where is the garage?
Shopkeeper: It is on the corner.
Driver: Thank you. What time does it open?
Shopkeeper: Maybe at 7:00 a.m.
Driver: Thanks a lot for your help.
Shopkeeper: You are welcome.



Practice the above dialogue with your partner.

Ask and answer

Ask and answer these questions with your partner.

1. Did the driver talk to shopkeeper?
2. Where did the shopkeeper show the driver?
3. Why did the driver ask for help?
4. What time does the garage open?
5. Did the driver thank from the shopkeeper?

listen & REPEAT



1. Mechanic



2. Driver



3. Pilot



4. Baker



5. Cleaner



6. Firefighter



A long time ago, a little puppy sat outside the yard at the school. The puppy loved the children play. He wanted to play, but he was shy.

One day, the puppy followed two children. He curled under a tree in front of the yard. Suddenly, he woke up. He saw the children's house was on fire. The puppy knew the children need help. He ran to fire station and started barking.



Then the puppy saw the firefighters jump on their trucks and leave. He tried to run behind them, but he couldn't. when he got back to the house, he did not see the children. He became worried. After the fire was out, the fire fighters noticed the sad – looking puppy under a tree.

"I know," said a fire fighter, "This is the puppy at station. He is a real hero. He ran all the way to station to aware us that there is a fire." May be we should take him with us. He can be a good fire dog. We can call him Sparky. After that day, Sparky found a new home at the fire station.

Ask and answer

Read the story again and mark the sentences True or False.



1. Sparky was a cat.

2. He loves to watch children.

3. He followed two girls.

4. The house was on fire.

5. He ran to fire station

6. He found a new house.

Listen and Practice

1. What is his job?	He is a firefighter.
2. Where is the post office?	It is over there.
3. Who is that man?	He is a policeman.
4. When is the break?	It is at 10:00 a.m.

LET'S WORK TOGETHER

Ask and answer the sentences with your partner.

- | | |
|----------------------------------|--|
| • What time does it open? | • It opens at 9 in the morning. |
| • When do they work? | • They work from Saturday to Thursday. |
| • Who helps lost children? | • The police helps them. |
| • Where does she buy stamps? | • She buys them from a post office. |
| • Why does he go to work by bus? | • Because it is fast and cheap. |
| • How do you come to school? | • I take a bus. |



call the emergency



get on the bus



get off the bus



Hire a taxi



put out fire



ask the information desk



Repeat these sentences after your teacher.

1. I called the emergency 102 last night.
2. We get on the school bus at 10:00 a.m every day.
3. We get off the school bus at 2:00 p.m. every day.
4. Did you hire a taxi?
5. Firefighters put out the fire very quickly.
6. Did they ask the information desk for help?



Read the poem.

I'm an ambulance, hear me wail
everyone move aside!

My job's urgent, I can't fail,
somebody needs a ride!

I must get there quick!

Somebody needs some help,
somebody must be sick.

When emergency gets the call
someone in trouble made,
send me out to help,
ambulance - great first aid!



Read the poems again and answer the questions.

1. Why does people call for ambulance?
2. Why ambulance job is urgent?
3. Where we can find ambulance?
4. Do you know the emergency number for ambulance center?
5. Why it is important to give way to ambulance?

LOOK and Match

Look at the pictures and match them with the correct phrase they go to.



get on the bus
Hire a taxi



put out fire
call the emergency



ask the information desk
get off the bus





Read the sentences and correct their mistakes in your notebooks.

1. we like to go to school

2. did you like to be a mechanic

3. i went to my uncle house yesterday

4. he plays tennis

5. did she love to cook rice



Read the questions in column A and answer them in cloumn B.

1. <i>what is your name?</i>	1. _____.
2. <i>What do you do?</i>	2. _____.
3. <i>How old are you?</i>	3. _____.
4. <i>Where do you live?</i>	4. _____.
5. <i>What time do you wake up?</i>	5. _____.
6. <i>Why do you learn english?</i>	6. _____.
7. <i>What time does your school start?</i>	7. _____.
8. <i>What time does your school finish?</i>	8. _____.

UNIT THIRTEEN

Media

Objectives

At the end of this unit, students will be able to:



- know different kinds of media.
- understand the importance of media.
- give informatin about television.
- ask and answer questions about media.
- write a friendly letter.



Dialogue

- Asif: Did you enjoy the cricket match?
 Arif: Yes, it was interesting. I watched it on Sport channel.
 Asif: Really? I am also interested in listening to music and watching movies.
 Arif: Oh, did you watch the movie on 1TV last night?
 Asif: Yes, I did. It was about a Karate boy.
 Arif: He was great! I am going to watch for a second time. Will you come to watch it together.
 Asif: Oh, thanks a lot.



Exercise

Practice the above dialogue with your partner.

Ask and answer

Answer the following question.

1. Who did enjoy the cricket?
2. Who is interested in watching movies?
3. Who did watch the movie on 1TV?
4. What was the movie about?
5. Did Arif invite Asif to watch the movie with him?

listen and REPEAT



Report



News



Facebook



Television



Twitter




Internet



Television

A television is an electronic device with a screen. People also call it TV. Televisions receive broadcast signals and turn them into pictures and sound.

All TVs have screens where the picture is viewed. Before the 1920s these were usually "black and white", which made everything look grey, but today's televisions are quite different from their old ones. They are flat screen, much more lighter and show colors.



At first, all televisions used an antenna, but now people can watch TV programs from other devices too; such as mobiles, internets and computers. This would pick up television programmes from broadcast stations. A TV station could be many miles or kilometres away, and still people can watch the programs on televisions.

Ask and answer

Answer these questions from the above text.

1. What was the TVs look like before 1920s?
2. What is a television?
3. Can we watch television programs in our mobiles?
4. From how many miles does TV stations broadcast programs?
5. How many types of TVs do you know?



Read the sentences and mark them whether true or false.

1. The TVs were color before 1920s.	<input type="checkbox"/>	<input type="checkbox"/>
2. The TV stations are in your house.	<input type="checkbox"/>	<input type="checkbox"/>
3. You cannot find color television nowadays.	<input type="checkbox"/>	<input type="checkbox"/>
4. You can watch TV programs in mobile, computer and internet.	<input type="checkbox"/>	<input type="checkbox"/>
5. Now a day's TVs are flatted screen, much more lighter and show colors.	<input type="checkbox"/>	<input type="checkbox"/>
6. A TV station could be many miles or kilometres away.	<input type="checkbox"/>	<input type="checkbox"/>

Listen and Practice



Read the sentences, then practice them with your partner.

1. Did the girls listen to the radio?
2. Did Hamza use the internet?
3. Did you watch the cartoon?
4. Did Nadia work with his computer?

1. Yes, they did.
2. No, he didn't.
3. Yes, we watchet it.
4. No, she worked with her mother.

Listen and Practice




Read the sentences, then practice them with your partner.

1. Who listened to the news last night?
2. What did you do last week?
3. What did Zubir receive?
4. When did they download the book?
5. Where did she connect to the interenet?

1. My mother.
2. I went to Khost.
3. He received an email.
4. They downloaded it yesterday.
5. She connected the internet at school.




Let's learn something new



gave in an interview



got a mail



texted a message



studied online



used facebook



listened to the news



1. Did you give an interview?
2. Did you get an email?
3. Did she text a message?
4. Did they study online?
5. Did he use facebook?
6. Did you listen to the news?

1. Yes, I did.
2. Yes, we did.
3. No, she didn't (did not).
4. Yes, they studied online.
5. Yes, he used facebook.
6. No, we didn't.



Dialogue

Saboor: Ahmad! Afghanistan cricket team has a match.

Ahmad: That is a great news! What time will the match begin?

Saboor: I think at 2 in the afternoon.

Ahmad: Really! That is a wonderful time. I will be home from school.

Saboor: You are right! But the match maybe boring for me.



Ahmad: Why?

Saboor: I don't like to watch it alone.

Ahmad: You can watch it with your brother.

Saboor: He doesn't like cricket.

Ahmad: Then we can watch it together.

Saboor: Really! It is good. Thanks a lot.

Ahmad: You are welcome.


Ask and answer

Answer the questions from the above dialogue.

1. Which cricket team has a match?
2. What time will the match begin?
3. Can Ahmad watch the match?
4. Who doesn't like to watch alone?
5. Will Saboor and Ahmad watch the cricket match together.

LOOK and Circle!


Look at the pictures, read the sentences and circle the correct sentence.



1. I got an email.
2. I gave a filme.



1. I text a message.
2. I got an email.



1. I text a message to my friend.
2. I use facebook.



1. I use twitter.
2. I use facebook.



1. She study online.
2. I text a message to my friend.



1. I listened to the news.
2. I got an email.



Writing Tips

How to Write a Friendly Letter?

A friendly letter should have:

- Greetings
- Body
- Closing
- signature

Read this letter

February 2, 2016

Dear Mr. Qader


Thank you so much for teaching me art skills. I really enjoy drawing things that allow me to be innovative. I would like to be an art teacher when I grow up too. I hope I will be in your class next year too! Have a great holiday!

Love,
Rustam



Let's Practice!

Now write a letter to your teacher.



Homework

Write an excuse letter in your notebooks.

UNIT FOURTEEN

Sport

Objectives

At the end of this unit, students will be able to:



- know about different sports.
- understand the importance of sport.
- know the names of different of sport.
- solve the puzzle.



Dialogue

A dialogue between two friends on the importance of sports.

Shoib: Good afternoon, how are you?

Sayed: Good afternoon, I am fine. What about you?

Shoib: Not so bad. Where are going?

Sayed: I am going to play volleyball with my friends. Will you play with us?

Shoib: Actually, I do not like any type of games and sports. They are totally wasting of time.

Sayed: Very sad; you are a good student, but you do not know about the importance of sports.

Shoib: Are they important for us?

Sayed: Of course, they help us to be active and fresh. They are also a form of good exercise.

Shoib: Really I have made a great mistake. As a result I always remain sick and weak. But it needs so much time.

Sayed: You can play only in the afternoon or when you get free at that you can play.

Shoib: So, let's go. I will also play with you.

Sayed: That is great!





Exercise

Read the dialogue again and use the correct words to fill the blanks.

volleyball sports how afternoon great
play student active time

Shoib: Good afternoon, _____ are you?

Sayed: Good _____, I am fine. What about you?

Shoib: Not so bad. Where are going?

Sayed: I am going to play _____ with my friends. Will you play with us?

Shoib: Actually, I do not like any type of games and _____. They are totally wasting of _____.

Sayed: Very sad; you are a good _____ but you do not know about importance of sports.

Shoib: Are they important for us?

Sayed: Of course, they help us to be _____ and fresh. They are also a form of good exercise.

Shoib: Really I have made a _____ mistake. As a result I always remain sick and weak. But it needs so much time.

Sayed: You can _____ only in the afternoon or when you get free at that you can play.

Shoib: So, let's go. I will also play with you.

Sayed: That is great!



Time to read



My favorite game

My favorite game is football. I play it every day with my friends. It is played in towns as well as villages. The game is played with a leather ball. The game is played on a level ground. The ground is divided into two sides. All the end of each side, there is a goal-post. The game is played between two teams. Each team consists of eleven players. There are five forwards, three half-backs, two full-backs and a goal-keeper on each side. The forwards try to kick the ball into the goal-post of the opposite party, while the backs and the goalkeeper try to save goals. There is a referee to supervise the game. The game is played for 90 minutes. There is a break for 10 minutes. The team that scores more goals than the other, win the game.



Ask and Answer

Ask and answer these questions with your partner.

1. What is your favorite sport?
2. Is the football ball made of metal?
3. How many players played in football?
4. How much time it takes to be game over?

Listen and Repeat



Football



Basketball




Snooker



Teakwondo



Cycling



Ping pong



Boxing



Cricket



Volleyball

Crossword

Find the name of the below pictures in the word square.



f	v	o	l	l	e	y	b	a	l	l
o	c	p	n	c	o	l	k	f	w	t
o	i	i	c	y	c	l	i	n	g	e
t	a	n	r	w	q	f	y	g	f	a
b	k	g	i	d	s	j	s	y	v	k
a	r	p	c	s	j	d	k	q	l	w
l	f	o	k	h	d	c	a	w	i	o
l	e	n	e	d	x	v	b	y	j	n
u	y	g	t	s	z	k	o	r	l	d
f	l	o	s	n	o	o	k	e	r	o
b	a	s	k	e	t	b	a	l	l	q

Find these words through down and cross.

Cricket

Football

Volleyball

Cycling

Ping pong

Taekwondo

basketball

Snooker

Let's practice

Which sport do you like

- | | | | |
|------------|-----------|---------|---------|
| Tennis | swimming | bowling | snooker |
| basketball | gymnastic | running | |
| cycling | boxing | walking | |



I like walking.



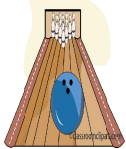


I don't like basketball.















Listen and repeat

Sport

Sport is fun for girls and boys,

It's much better than toys.

You can sledge and ski and skate

And throw snowballs with Kate.

You can swim and play football,

Hockey, tennis, and basketball.

You can jump and you can run,

You can have a lot of fun.



TRUE or FALSE

Read the above text again and mark the sentences (T) if it is true and (F) if the sentences are false.

1. Sport is not better than playing with toys.
2. Sport is fun for every body.
3. Ski is played in sand..
4. In football match you run a lot .
5. You can a lot of fun in sport.

T	F
<input type="radio"/>	<input type="radio"/>
<input type="radio"/>	<input type="radio"/>
<input type="radio"/>	<input type="radio"/>
<input type="radio"/>	<input type="radio"/>
<input type="radio"/>	<input type="radio"/>
<input type="radio"/>	<input type="radio"/>

Read, think and choose

- 11 players play in match.
- Playing with bath.
- Playing in winter, on snow.
- You can play in water.
- Play with a ball and basket.

Football	Volleyball	Basketball
Tennis	Hockey	Cricket
Boxing	Bowling	Swimming
Ski	Basketball	Tennis
Hockey	Football	Basketball


Fun with words

Spell the name of each sport.

Example:


t-e-n-n-i-s

tennis



Let's learn something new

The Olympic symbol, better known as the Olympic rings, consists of five underlocked rings and represents the unity of the five continents (Africa, America, Asia, Australia and Europe).



The
Blue,
Black,

colors -
Yellow,
Green

and Red- over a white field forms the Olympic flag. These colors were chosen because every nation had at least one of them on its national flag.

List of some sports of Olympic Games:

Archery

Badminton

Basketball

Boxing

Cycling

Fencing

Football

Gymnastic

Hockey

Sailing

Volleyball

Wrestling




Weightlifting



Read and match

Match the words to the pictures by writing the numbers.

1. Boxing
2. Gymnastic
3. Tennis
4. Ski
5. Swimming
6. Football
7. Snooker
8. Running
9. Teakwondo
10. Basketball
11. Cricket
12. Volleyball



UNIT 15

Review



Objectives

In this unit, students are going to:

- Review the words of units 9 -14.
- Practice and improve their spelling.
- Practice talking about travel, festivals and ceremonies, services, media and sports.
- Practice reading and writing related to units 9 – 14.
- Improve their listening skill.

CONVERSATION

Samir: Good morning Rabia. How are you today?

Rabia: I am fine, how are you?

Samir: I am a little tired.

Rabia: Why?

Samir: I went to Nangarhar.

Rabia: Why did you go there?

Samir: I went to visit my uncle and participate to “Gul Narange” festival.

Rabia: Did you enjoy?

Samir: Yes, It was fantastic. I visited Shahi Park, Pul Behsood and Daronta .

Rabia: Did you do anything else?

Samir: I went to see the cricket match as well.

Rabia: You really had fun.

Samir: You are right. It was a fantastic trip.



Practice the above dialogue with your partner.

Ask and answer

Answer the following questions from the conversation.

1. How is Samir today?
2. Why is Samir tired?
3. Where did he go?
4. Who did he visit in Nangarhar?
5. Did he watch a football match?
6. Did he enjoy?

Listen and Practice



horse



coffee



pilot



internet



boxing



cycling



Time to read

A. Listen to your teacher and repeat after him/ her.



1. He is a taxi driver.



2. She is a pilot.



3. Do you like chocolate?



4. What does he do?
He is a firefighter.



5. Do you use facebook.



6. He is playing pingpong.



7. Do you like cricket.



8. Where do you go on Eid days?
I go to my uncles house.

B. Now read these words.



1. Baker



2. Green tea



3. Train



4. Volleyball

Read and Choose

Look at the pictures, read the sentences and choose the correct one.



1. He is playing volleyball.
2. He is palying snokeer.



1. It is a television.
2. It is a radio.




1. She is a cleaner.
2. He is a cleaner.



1. It is a cake.
2. It is a cooky.



1. It is a taxi.
2. It is a bus.



1. She is a mechanic.
2. He is a mechanic.

Read and Sort

Read these words and match them to thier correct section.

- Bus
- Cake
- Mechanic
- Pilot
- Taxi
- Camel
- Driver
- Green tea
- cookies

Transportion

Food

Job

Writing

Look at the pictures and write their names in the box.



1




2



3



4



5



6

Fun with Words

Complete the missing letter(s).

1. __or__se

2. a__rplan__

3. Clea__er

4. Ba__ketb__ll

5. b__ac__te__

6. b__s

7. ne__s

8. t__xi

9. inter__e__

10. came__

Jobs

A. Look at the pictures and write who they are.



1

He is a firefighter.



2



3



4



5



6



7



8



9

B. Now read the above sentences aloud.



Time to read

- Sahil: I am feeling hungry, when should we have lunch.
- Sadeq: Me, too.
- Sahil: Let's buy something to eat!
- Sadeq: I love burger. What about you?
- Sahil: Me too. But to day, I would like to visit an Indian resturant.
- Sadiq: Is the food good?
- Sahil: Yes, it is. I love to eat some rice. They call it Beriani.
- Sadiq: Then, why are we waiting. Let's go there.

At the resturant

- Sahil: How is the food, Sadiq?
- Sadiq: It is really testy. I like it. How do you know about indian food, Sahil?
- Sahil: I went to India last year.
- Sadiq: That is great. I would like to visit there and test more Indian food.



TRUE or FALSE

Read the sentences and mark (T) if the sentences are true, and (F) if the sentences are false.

1. Sahil is not feeling hungry.
2. Sadiq is feeling hungry.
3. Sadeq loves burger.
4. Sahil does not like to go Indian restaurant.
5. Sahil loves to eat some rice.
6. Sahil went to India two day ago.
7. Sadiq would like to visit India.
8. Sadiq does not like to test Indian food.

T	F
<input type="checkbox"/>	<input type="checkbox"/>
<input type="checkbox"/>	<input type="checkbox"/>
<input type="checkbox"/>	<input type="checkbox"/>
<input type="checkbox"/>	<input type="checkbox"/>
<input type="checkbox"/>	<input type="checkbox"/>
<input type="checkbox"/>	<input type="checkbox"/>
<input type="checkbox"/>	<input type="checkbox"/>
<input type="checkbox"/>	<input type="checkbox"/>

Look and Match



- Nurse
- Doctor
- Firefighter
- Driver
- Mechanic
- Pilot
- Students
- teacher

At the end:

What You Learned This Year!

